

Zone	Kind of Plant	Name	Key Features & Aesthetics	Size	Sun
3	Emergent, grass, or grass-like plant	Miscanthus 'Little Kitten,' 'Little Miss,' & other dwarf cultivars [WW] Dwarf Maidengrasses	A year-round accent to perennials & shrubs, this dwarf clump-forming grass features clusters of whisk-like pinkish flowers, becoming creamy-beige seed clusters in fall & persisting through winter to support wildlife. Foliage color varies by cultivar, includes pinkish/reddish hues. Trim back old foliage in Feb/March before new shoots appear. Cultivars listed are sterile (won't reseed). Deer resistant.	15-36 in. H & W	☀️ ☂️
3	Emergent, grass, or grass-like plant	Pennisetum (Cenchrus) alopecuroides 'Burgundy Bunny,' 'Lumen Gold,' 'Hameln,' & other dwarf cultivars [WW] Dwarf Fountaingrasses	A year-round accent to perennials & shrubs, this dwarf clump-forming grass features bottlebrush-like flowers that persist through winter. Trim back old foliage in Feb/March before new shoots appear. Cultivars listed are sterile (won't reseed). Deer resistant.	18-24 in. H 24-36 in. W	☀️ ☂️
3	Selected Perennials	Achillea sp. cultivars [WW] Yarrows	Research various cultivars to see options for height, flower color, & foliage color/texture. Flowers support beneficial insects, & colors include hues in yellow, orange, red, pink, magenta, lilac, & white. Spent flower add winter interest to the garden & support wildlife. Semi-evergreen cultivars include 'Moonshine,' x kellereri, & 'Walther Funcke.' The strong herb-like aroma of all yarrows discourages deer.	8-30 in. H 20-30 in. W	☀️ ☂️
3	Selected Perennials	Geum sp. cultivars [WW] Avens/Geums	Geum varieties offer long-blooming flowers in hues of rose, red, orange, & apricot. From a rosette of sturdy leaves at their base, many stems arise that support graceful foliage & cheerful flowers — singles, semi-doubles, or doubles, depending on the cultivar. Some popular varieties include the evergreen 'Mango Lassi' & 'Fire Storm' cultivars, & semi-evergreen re-bloomers such as 'Tempo Rose.' All varieties support butterflies, bees & other pollinators, & are considered less preferred by rabbits & deer.	8-24 in. H & W	☀️ ☂️
3	Selected Perennials	Kniphofia cultivars [WW] Torch Lilies/Pokers	The genus <i>Kniphofia</i> is diverse, with many species & cultivars beyond the classic "Red Hot Poker." You can find Torch Lilies in many colors (typically reds, oranges, yellows, white/green); sizes range from dwarf plants to large varieties 3+ ft. tall. Tall flower spikes emerge from long, strapping foliage, & bloom from the bottom up for many days/weeks; some varieties rebloom. Individual flowers are long & tubular— attracting hummingbirds. All Torch Lilies are considered "deer resistant." For the best deer resistance at the edge of your rain garden, consider evergreen cultivars such as 'Gladness' in apricot hues & moderate size; 'Green Jade,' with white/greenish flowers & large size.	14-36+in.H 20-20 in. W	☀️ ☂️
3	Selected Perennials	Nepeta sp. cultivars [WW] Catmints	Catmints are a no-fuss, low-growing plant with a tidy habit. Extended blooms beloved by pollinators are produced on spikes with masses of small, lavender-blue (or pink, depending on variety) flowers that rise above gray-green foliage. A light trim in midsummer extends blooms into late summer & fall. Many cultivars include very dwarf to large plants. Aromatic minty fragrance repels deer & rabbits.	12-36 in. H x W	☀️ ☂️
3	Selected Perennials	Perovskia atriplicifolia [WW] Russian Sage	Semi-woody perennial featuring aromatic gray-green foliage with generous spikes of lavender & smoky-blue flowers from mid-summer into fall that are visited by many pollinators. Compact varieties include 'Little Spire' & 'Lacey Blue.' Highly aromatic foliage repels deer.	30-48 in. H 18-45 in. W	☀️
2-3	Evergreen Ground-cover	Fragaria chiloensis [N] Coastal Strawberry	Glossy evergreen leaves on this PNW native strawberry create a dense mat to protect bare soils from weeds. Pretty white flowers blanket the foliage in spring, followed by small but tasty strawberries. Typically spreads rapidly, & once established may require trimming at edge of garden if adjacent to a sidewalk. During establishment, deer may browse so heavily as to remove it from the ground. Protect from deer during establishment (1st season) & it should thrive thereafter.	4-8 in. H 24-36 in. W (spreads)	☀️ ☂️
2-3	Evergreen Ground-cover	Rubus calycinoides [WW] Creeping Raspberry	Thick, oval evergreen leaves with a "crinkly" appearance carpet bare soil in between other plantings, preventing weeds & erosion. Small white flowers are followed by orange raspberry-like fruits. Strong deer resistance.	12 in. H; spreads up to 12 in. per year	☀️ ☂️
3	There are many drought-tolerant plants that are reliable & beautiful to consider for Zone 3, the top of the rain garden and the boundary with the existing landscape. Consider deer-resistant plants such as Lavenders (<i>Lavendula</i>), Hummingbird-mints (<i>Agastache</i>), Ornamental Sages (<i>Salvia</i>), Wallflowers (<i>Erysimum</i>), Rosemary (<i>Rosmarinus</i>) & many more! The "Great Plant Picks" website is a great place to start your research!				



Managing Your Rainwater & Polluted Runoff Beautifully

Top Plant Picks for Jefferson County Rain Gardens

You can manage your drainage and help treat polluted runoff with rain gardens and vegetated drainage swales!


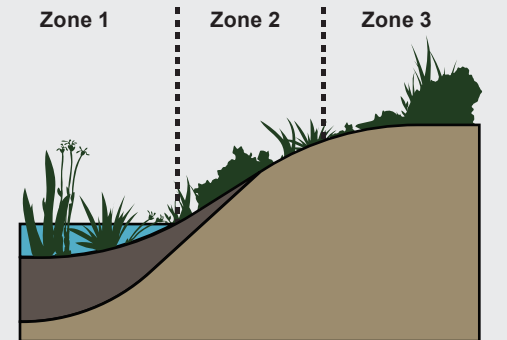
The list of plants on the following pages can be used in either a rain garden or a vegetative drainage swale. These plants have been selected based on their successful performance in Jefferson County rain gardens, but there are more options to consider in the *Rain Garden Handbook for Western Washington*, available free online.

Choose plants based on the different locations within your rain garden or swale, using these guidelines:

Zone 1: The bottom or flat part that may have occasional standing water during and after rainstorms.

Zone 2: The sides of the garden or swale, which may be moist or even occasionally wet near the bottom, but might also include sloped areas that need to be protected from erosion.

Zone 3: Area above where any water is flowing during rainy times. Inflows and overflows might be created that cut through one or more parts of this section, so rainwater flows to the bottom of the garden, or so it can be directed appropriately to another infiltration area if storms are too big for all the rainwater to be managed in your garden. This area blends back to the existing landscape, or might be a boundary along a sidewalk or street edge.



Regardless of where the plants are placed in your garden/swale, our plant recommendations should be drought tolerant after the establishment period of 1-2 years (though during extremely hot/dry times they may need some ongoing supplemental irrigation).

Getting rain garden plants: All recommended plants are available in our region for order by your favorite local retail nurseries. However, they may need time to find the plants on your wish list, so visit well before you want to plant.



About the 'Top Picks' Plants Table: The following table includes our favorites for tried-and-true plants suitable for the climate and conditions of Jefferson County rain gardens and vegetated drainage swales, with a particular emphasis on **low-growing** and **deer-resistant** plants suitable for streetside plantings. **A few things to note:**

- The list includes PNW native plants & "waterwise" cultivars (note the abbreviations in the key).
- All plants listed are drought tolerant once established, and don't need fertilizers/pesticides that harm waterways.
- All plants listed do best in free-draining soils, but may be adaptable to different types of soils.
- The table is first organized by *planting zone*, with Zone 1 plants first. Note that many plants listed in Zone 1 or Zone 2 can also be planted in Zone 3 (but not the other way around).
- Within each planting zone noted, plants are grouped according to *type of plant* (e.g., all the deciduous shrubs for that zone).

Find out more about the options at these online resources:

WSU Jefferson Co. Extension: extension.wsu.edu/jefferson/nrs/
 WSU Rain Garden resources: extension.wsu.edu/raingarden/
 WSU's Rural Stormwater Solutions: ruralstormwater.wsu.edu/






WASHINGTON STATE UNIVERSITY
EXTENSION


Developed by Erica Guttman & Cameron Dunn
 WSU Extension Water Resources Program

Top Plant Picks for Jefferson County Rain Gardens & Swales

KEY

- N - PNW native plant
- N-R/C - PNW regional native (e.g., Eastern Washington) or a cultivar of a PNW native
- WW - "Water-wise" plant that is drought tolerant once established
-  - Full Sun
-  - Part Sun / Part Shade
-  - Shade

Zone	Kind of Plant	Name	Key Features & Aesthetics	Size	Sun
1-3	Deciduous shrub	Aronia melanocarpa 'Low Scape Mound' [WW] Low Scape Mound Black Chokeberry	Compact, rounded form grows in all settings but the deepest shade. Covered with dainty, white flowers in spring, followed by blue-black fruits that attract birds. Strongly deer resistant.	2 ft. H 3-4 ft. W	 
1-3	Deciduous shrub	Physocarpus opulifolius 'Tiny Wine,' 'Little Devil,' & other dwarf cultivars [WW] Common Ninebark	The dwarf cultivars noted require minimal pruning (though may need to be thinned from below if they become too wide). Foliage is burgundy & flowers are pink or white. Other dwarf cultivars also available to try. Typically not preferred by deer.	3-4 ft. H & W	 
1-3	Deciduous shrub	Spiraea lucida [N] Shinyleaf Spirea	With a compact, rounded form, this native shrub is well suited to small- to medium-sized rain gardens. Features bright white flowers & colorful fall foliage. Supports wildlife & beneficial insects.	2-3 ft. H 3+ ft. W	 
1-2	Emergent, grass, or grass-like plant	Carex oshimensis 'Everillo' [WW] Everillo Japanese Sedge	Evergreen, clump-forming sedge with chartreuse foliage that brightens shady gardens! Remove dropped leaves & conifer needles from smothering when planted under trees. Best in rain gardens with shallow ponding depth, as these are dwarf plants. Deer resistant.	12-18 in. H & W	 
1-2	Emergent, grass, or grass-like plant	Carex oshimensis 'Everest' [WW] Everest Japanese Sedge	Evergreen, clump-forming sedge with variegated foliage of deep green centers & wide white leaf margins — adds color to shady gardens! Remove dropped leaves & conifer needles from smothering when planted under trees. Best in rain gardens with shallow ponding depth, as these are dwarf plants. Deer resistant.	12-18 in. H & W	 
1-2	Emergent, grass, or grass-like plant	Carex oshimensis 'EverLime' [WW] Everlime Japanese Sedge	Evergreen, clump-forming sedge with subtly variegated foliage of yellow-green & dark green. Clear dropped leaves & conifer needles from smothering when planted under trees. Best in rain gardens with shallow ponding depth, as these are dwarf plants. Deer resistant.	12-18 in. H & W	 
1	Emergent, grass, or grass-like plant	Carex obnupta [N] Slough Sedge	Attractive native sedge with dangling yellow & brownish flowers that persist through winter to feed birds & beneficial insects. Spreads aggressively by rhizomes, & is usually evergreen. Mix with other aggressive spreaders only, including Douglas Iris, & with shrubs. Deer resistant.	15-30 in. H & W (spreads)	 
1-2	Emergent, grass, or grass-like plant	Carex testacea [WW] Orange Sedge	Evergreen, tidy, clump-forming grass-like sedge, with contrasting orange hues that add winter color & cover for insects, birds. Deer resistant. Brighter colors in more sun.	15-24 in. H & W	 
1-2	Emergent, grass, or grass-like plant	Deschampsia cespitosa 'Pixie Fountain' [N-R/C] Pixie Fountain Tufted Hair Grass	A tidy, dwarf cultivar of our PNW native species. Features compact deep-green foliage; bright gold, silver, & purple-hued flowers rise above foliage & wave in the wind; seed-heads add winter beauty. Deer resistant.	18-30 in. H 18 in. W	 
1	Emergent, grass, or grass-like plant	Juncus 'Blue Elk' [N-R/C] Blue Elk Rush	Evergreen, clump-forming rush with spiky, blue-green grass-like foliage. This 'Elk Blue' cultivar does not become aggressive or too tall (unlike the native species this is derived from). Strongly deer resistant.	18-24 in. H & W	 
1	Emergent, grass, or grass-like plant	Juncus ensifolius [N] Daggerleaf Rush	Delicately spreading rush with iris-like foliage & small reddish-brown pom-pom-like flower clusters. Fall color as foliage turns oranges/yellows. Deer resistant.	24-36 in. H & W (spreads)	 
1	Evergreen perennial	Iris douglasiana [N] Douglas Iris	A PNW regional native iris that is evergreen, with wide, strapping leaves, robust purple-blue flowers with yellow throats, & a vigorous spread to fill in the blank spaces in your garden. Strong deer resistance.	12-24 in. H & W (spreads)	 
1	Deciduous or semi-evergreen perennial	Iris tenax [N] Oregon Iris	Native iris with narrow leaves, showy blue flowers. Smaller & less robust than Douglas Iris, & tends to be semi-evergreen in our region. Strong deer resistance.	12-18 in. H & W (spreads lightly)	 

Zone	Kind of Plant	Name	Key Features & Aesthetics	Size	Sun
1	Deciduous perennial	Symphotrichum subspicatum [N] Douglas Aster	Wonderful for late-summer/fall color & pairs well with other aggressive spreaders in bottom of garden. Blue to purple daisy-like flowers with yellow centers. Excellent for attracting butterflies & other pollinators from midsummer until frost; in winter, seed heads support beneficial insects & some birds. Not preferred by deer.	18-36 in. H & W (spreads)	 
2-3	Evergreen shrub	Lonicera pileata 'Little Lemon Zest' [WW] Dwarf Lemon Zest Boxleaf Honeysuckle	Brighten the sideslopes or top of the garden with this tidy, densely stemmed dwarf shrub. Features variegated lemony-green leaves with cream-colored margins. Can be sheared to edge a path or left to be more free form. Its showy but slightly concealed creamy tubular flowers bloom in summer, attracting hummingbirds & other pollinators, & casting a slightly sweet fragrance. Deer resistant.	18-24 in. H 24-36 in. W	 
2-3	Evergreen shrub	Mahonia aquifolium 'Compacta' [N-R/C] Dwarf Tall Oregon-grape	Dwarf/compact form of sun-loving native Oregon-grape has glossy leaves; fragrant, bright yellow flowers; blue-black berries. Attracts hummingbirds & other pollinators; many birds forage on flowers & fruit.	2-3 ft. H 3-4 ft. W	 
2-3	Deciduous shrub	Itea virginica 'Little Henry' or 'Merlot' [WW] Sweetspire - dwarf cultivars	Long, white cylindrical flower clusters. In fall, outer leaves turn purple-red, while inner leaves turn yellow-orange. Tolerates deep shade, but best flowers, foliage, & shape in partial to full sun. Not preferred by deer.	2-3 ft. H 2-4 ft. W	 
2-3	Deciduous shrub	Rhus aromatica 'Gro-Low' [WW] Gro-Low Dwarf Sumac	Dense, low-growing, shrub that may eventually spread by root suckers. Pretty, trifoliate leaves turn shades of orange, red & purple in fall. Flowers are small; male & female flowers may appear on same or separate plants, with female flowers becoming red berries attractive to birds. Deer resistant.	2-3 ft. H 4-5 ft. W	 
2-3	Deciduous shrub	Spiraea 'Bailcarol' (hybrid) [WW] Sundrop Spirea	A very compact & tidy form. Features sprays of pink flowers that contrast with petite golden foliage, which sustains its golden yellow color throughout summer. Protect from deer during establishment.	1-2 ft. H 3 ft. W	
2-3	Deciduous shrub	Spiraea betulifolia 'Pink Sparkler' [WW] Pink Sparkler Birchleaf Spirea	Tidy, rounded form featuring large pink flowers that rebloom through fall. Bright-green leaves turn striking burgundy-red in fall. 'Tor' is a white-flowered cultivar of birchleaf spirea to consider. Protect from deer during establishment.	3-4 ft. H & W	
2-3	Deciduous shrub	Spiraea japonica - many excellent dwarf cultivars such as 'Magic Carpet,' 'Little Princess,' etc. [WW] Japanese Spirea - dwarf cultivars	Various cultivars feature different flower & foliage colors, but typically white to pink flowers atop golden or mint-green foliage; new-growth foliage may be red or orange, depending on cultivar selected. These shrubs have a tidy, compact, rounded form. Little to no deer resistance.	3-4 ft. H 4-5 ft. W	
2-3	Emergent, grass, or grass-like plant	Carex flacca 'Blue Zinger' [WW] Blue Zinger Sedge	Evergreen, spreading groundcover to define edges or fill in between bigger plants with dwarf tufts of blue-gray evergreen foliage. Deer resistant.	6-12 in. H 15-18 in. W	 
2-3	Emergent, grass, or grass-like plant	Carex laxiculmis 'Hobb' [WW] Bunny Blue Sedge	Evergreen, clump-forming sedge with wide, silvery-blue leaves for year-round color in shady sites. Deer resistant.	6-12 in. H 12-16 in. W	 
3	Evergreen subshrubs & herbs	Hyssopus officinalis 'Nana' [WW] Dwarf Blue Hyssop	Semi-woody evergreen herb has blooms of showy, blue to blue-purple flower spikes in summer. Its strong fragrance makes it a great edge plant to repel deer & rabbits, while its lengthy bloom period attracts butterflies & bees for many months in the growing season. Its compact growth habit is ideal for defining the edge of a border in a tidy way. Mixes nicely with other semi-woody or woody evergreen subshrubs such as Helianthemum, Teucrium, Nepeta, & Erysimum.	12-24 in. H & W	
3	Evergreen subshrubs & herbs	Monardella odoratissima [N-R/C] Mountain Coyote Mint	Evergreen shrublet with a refreshing herbal aroma that repels deer & rabbits, native to Eastern Washington. Features cheerful inch-wide purplish flower-heads with a summer-long bloom cycle. A stout taproot & branching woody base help it thrive in harsh environments, including dry, rocky soils, deserts, & even alpine conditions. Attracts bees, hummingbirds, & butterflies. Pairs well with native prairie perennials, ornamental grasses, & other subshrubs like Helianthemum, Teucrium, & Hyssopus. Shear back occasionally to retain tidy form. Strong deer resistance.	6-12 in. H 24-36 in. W	 
3	Evergreen subshrubs & herbs	Teucrium chamaedrys [WW] Wall Germander	Small, lovely, fragrant evergreen leaves & rosy blooms through summer, provide months of support for pollinators on this clump-forming subshrub herb. Tidy, low-growing, very compact, & deer/rabbit resistant.	24 in. H 24-36 in. W	